

LTFU

Long-Term Follow-Up Study



Dear {FirstName%}

Thank you for participating in the LTFU Study.

You have been a vital partner in this research since {StartYear%}.

We value your time and commitment.

Your new follow-up survey may take about 10-15 minutes to complete.

We want to make it as easy as possible for you to complete your survey. Please choose the option that is easiest for you.



Print

Just fill out this survey and **mail it back** to us in the postage-paid envelope.



Desktop or laptop computer

Your answers will be saved if you get interrupted, so you can return to where you left off.

Go to www.stjude.org/LTFUsurvey

Your **password** is:

Your **personalized login ID** is your **date of birth**.



Smartphone or tablet

Questions are formatted for mobile devices, so you can complete it almost anywhere. Use the **link and login** information provided above.



Phone

If you would like to answer the survey questions over the phone, or schedule a convenient time to speak with one of our trained interviewers, please **contact us**:

Call toll free at **1-800-775-2167**

Email LTFU@stjude.org

Please! Do not mark below this line

FU6S

Edit

Survey #

Code

4154469137

06/21/2017 01:58:06 PM

Your survey is important.

We need your response to ensure the accuracy of our results. The information you provide will:

- **Help survivors live healthier lives**
- **Improve care for children** who are ill, now and for generations to come

We take your privacy seriously.

Be assured that we respect and protect your privacy at all times. Your name or other identifiers will not be used in any report of research results, or released to any person or agency, except the study's investigators.

We'd like to hear from you.

Your questions or feedback about this survey or the LTFU study are always welcome. You can use the space provided on the back cover to write to us, or contact us by:

- Phone **1-800-775-2167**
- Email **LTFU@stjude.org**
- Online **lftu.stjude.org**



Today's date:


<input type="text"/>	<input type="text"/>	/	<input type="text"/>	<input type="text"/>	/	<input type="text"/>	<input type="text"/>	<input type="text"/>	<input type="text"/>
m	m		d	d		y	y	y	y

The questions in this survey relate to:

Person completing this survey is:

Your relationship:

Self Parent Other: _____



If you are completing the survey on the participant's behalf, be aware that all survey questions are about

Cancer, Leukemia, or Tumor

A1. Have you been diagnosed with another cancer, leukemia, tumor, skin cancer, or a recurrence (relapse) since you last provided us information in %LastDate%?

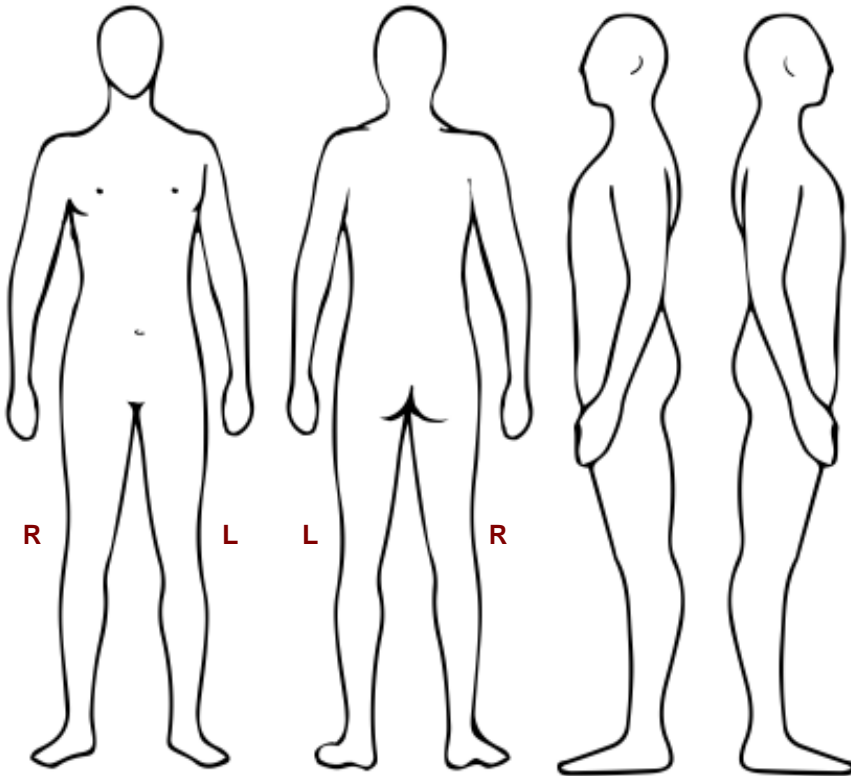
No → **Go to Question B1, page 5.**

Yes ↓

A2. What was the name of this disease?

A3. Where was it located? (Example: right upper arm)

If the condition in item **A2** above was a skin cancer or solid tumor (not a leukemia), please mark an "X" at the location(s) of your cancer(s). We are interested in the most exact location(s) you can provide so please be as specific as possible.



A4. Where was this diagnosed?

Doctor's name
Hospital or clinic
Address
City, State, Zip code

A5. Was this a:

- Recurrence of original diagnosis
- New cancer, leukemia, tumor, or similar illness
- Don't know

Date of Recurrence or New Diagnosis:

Month (mm)		Year (yyyy)			

Please use this space to provide any additional details on tumor location.

A6.

No



Go to Question B1, next page.

Yes



A7. What was the name of this disease?

A8. Where was it located? (Example: right upper arm)

If the condition in item **A7** above was a skin cancer or solid tumor (not a leukemia), please mark an "X" at the location(s) of your cancer(s). We are interested in the most exact location(s) you can provide so please be as specific as possible.

A9. Where was this diagnosed?

Doctor's name
Hospital or clinic
Address
City, State, Zip code

A10. Was this a:

- Recurrence of original diagnosis
- New cancer, leukemia, tumor, or similar illness
- Don't know

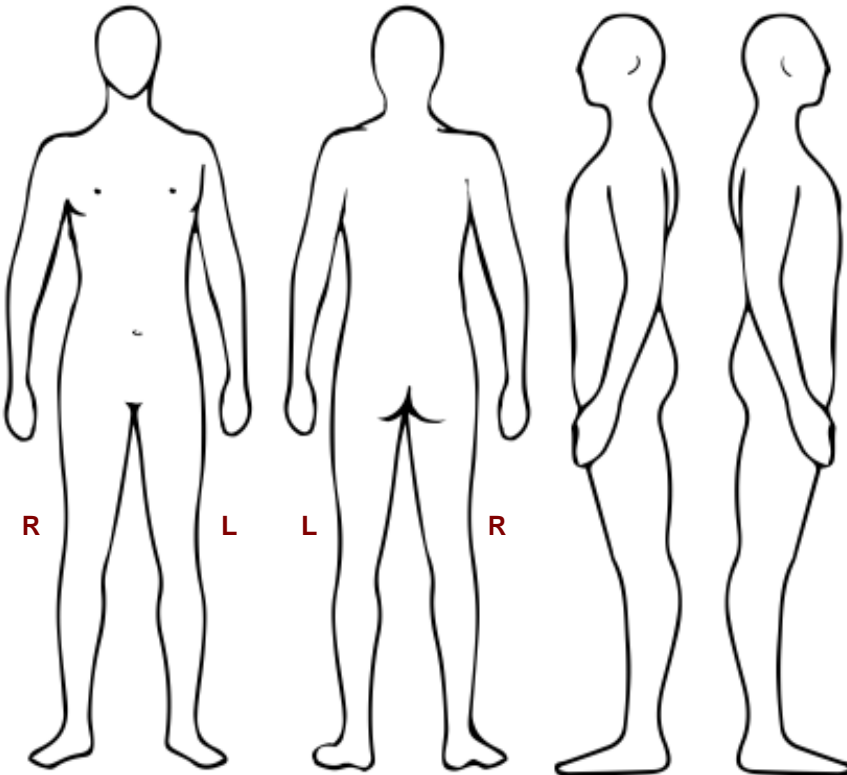
Date of Recurrence or New Diagnosis:

Month (mm)

Year (yyyy)

Please use a separate sheet of paper for additional cancers

Please use this space to provide any additional details on tumor location.



Sleep Quality

The following questions relate to your usual sleep habits during the past month only. Your answers should indicate the most accurate reply for the majority of days and nights in the past month.

B1. During the past month, when have you usually gone to bed at night?

USUAL BED TIME :

check one: AM PM

B2. During the past month, how long (in minutes) has it usually taken you to fall asleep each night?

NUMBER OF MINUTES

B3. During the past month, when have you usually gotten up in the morning?

USUAL GETTING UP TIME :

check one: AM PM

B4. During the past month, how many hours of actual sleep did you get at night?

HOURS OF SLEEP PER NIGHT

B5. During the past month, how often have you had trouble sleeping because you . . .

Three or more times a week	Once or twice a week	Less than once a week	Not during the past month
----------------------------	----------------------	-----------------------	---------------------------

- a. Cannot get to sleep within 30 minutes. . .
- b. Wake up in the middle of the night or early morning. . .
- c. Have to get up to use the bathroom. . .
- d. Cannot breathe comfortably. . .
- e. Cough or snore loudly. . .
- f. Feel too cold. . .
- g. Feel too hot. . .
- h. Had bad dreams. . .
- i. Have pain. . .
- j. Other reasons. . .

If Other, please describe:

B6. During the past month, how would you rate your sleep quality overall?

- Very good Fairly bad
- Fairly good Very bad

B7. During the past month . . .

Three or more times a week	Once or twice a week	Less than once a week	Not during the past month
----------------------------	----------------------	-----------------------	---------------------------

- a. How often have you taken medicine (prescribed or "over the counter") to help you sleep? . . .
- b. How often have you had trouble staying awake while driving, eating meals, or engaging in social activity? . . .

B8. During the past month, how much of a problem has it been for you to keep up enough enthusiasm to get things done?

- No problem at all
- Only a very slight problem
- Somewhat of a problem
- A very big problem

B9. Do you have a bed partner or roommate?

- No bed partner or roommate → **Go to next page.**
- Partner/roommate in other room
- Partner in same room, but not same bed
- Partner in same bed

B10. If you have a roommate or bed partner, ask him or her how often in the past month you have had . . .

Three or more times a week	Once or twice a week	Less than once a week	Not during the past month
----------------------------	----------------------	-----------------------	---------------------------

- a. Loud snoring. . .
- b. Long pauses between breaths while asleep. . .
- c. Legs twitching or jerking while you sleep. . .
- d. Episodes of disorientation or confusion during sleep. . .
- e. Other restlessness while you sleep. . .

1. Do you use a cell phone?

Yes No

Skip Question 2. Continue below to verify or update your contact information.

2. Do you use a "smartphone" that can access the internet or download "apps" (e.g. iPhone, Android, Blackberry, Windows)?

Yes No

1a. Would you be willing to send/receive study-related texts?

Yes No My phone is not text capable

Your phone number:

() -

We want to make sure we can stay in touch with you. Please verify or update your contact information.

We have your current address as:

Correct

Not correct (please update below)

Moving. Anticipated move date:

(provide new address below if known)

/ /
m m d d y y y y

Address:
City: State: Zip code:

Please let us know if these phone numbers are still current. Please also provide us with any updated phone numbers below.

Phone number	Current	Not current
	<input type="checkbox"/>	<input type="checkbox"/>
	<input type="checkbox"/>	<input type="checkbox"/>
	<input type="checkbox"/>	<input type="checkbox"/>

Updated phone numbers:

Home phone: Other phone number:
Cell phone:

Please let us know if these email addresses are still current. Please also provide us with any updated email addresses below.

Email address	Current	Not current
	<input type="checkbox"/>	<input type="checkbox"/>
	<input type="checkbox"/>	<input type="checkbox"/>
	<input type="checkbox"/>	<input type="checkbox"/>

Updated email addresses:

Email address 1:
Email address 2:

Please provide the name and address of someone who could give us your new address should you move. We will contact this person only if we are unable to reach you.

Name:
Address: Relationship to:
City: State:
Zip code: Cell phone: Home phone: Work phone:

Please! Do not mark below this line

HIPAA Authorization Form

If you sign this form, you are giving St. Jude Children's Research Hospital permission to use or disclose (give out) medical information. It will allow St. Jude to get copies of certain parts of your (your child's) medical record that we may need to review, such as treatment history for your (your child's) childhood illness or records for later illnesses.



LONG-TERM FOLLOW-UP STUDY HIPAA¹ AUTHORIZATION TO USE AND DISCLOSE HEALTH INFORMATION FOR RESEARCH

- Purpose.** As a research participant and at my request, I give Greg Armstrong, M.D., M.S.C.E., and the researcher's staff permission to use and disclose my (my child's) health information for a research project called Long-Term Follow-Up (LTFU) Study.
- Individual Health Information to be Used or Disclosed.** My (My child's) health information that may be used or disclosed for this research may include my (my child's) medical records.
- Who May Disclose My (My Child's) Health Information?** During this study, the researcher and the researcher's staff may get my (my child's) health information from hospitals, clinics, and health care providers who have treated me.
- Who May Receive My (My Child's) Health Information?** The health information disclosed by researchers and information given by me during the research study may be received and used by Greg Armstrong, M.D., M.S.C.E., the researcher's staff, LTFU collaborators, the LTFU Biopathology Center (Columbus, OH), the LTFU Biorepository (Cincinnati, OH), the LTFU Radiation Physics Center (Houston, TX), and the LTFU Statistical Center (Seattle, WA).
- Right to Refuse to Sign this Authorization.** I do not have to sign this form. If I decide not to sign the form, I may not be allowed to take part in this study. However, my decision not to sign this form will not affect any other treatment, payment, or enrollment in health plans or eligibility for benefits.
- Right to Revoke.** I can change my mind and revoke (take back) this authorization (permission) at any time by sending a written notice of my decision to Dr. Greg Armstrong, St. Jude Children's Research Hospital, Department of Epidemiology and Cancer Control, 262 Danny Thomas Place, Memphis, TN 38105. If I take back my permission, the researcher may use and disclose only the protected health information already collected for the research study. No further health information about me will be collected by the researcher or disclosed to the researcher for this study.
- Possible Re-disclosure.** After my (my child's) health information is given out under this authorization form, there is a chance that it might be re-disclosed outside this study and no longer covered by this form. However, I understand that the research team and the St. Jude Institutional Review Board (IRB) are very careful to protect my (my child's) privacy and limit the use of information that can identify me (my child). (The IRB is the committee that reviews studies to be sure that the rights and safety of those taking part in the study are protected). In addition, the LTFU study maintains a Certificate of Confidentiality from the National Institute of Health to protect the identity of research subjects.


For those taking part in the research study who are not legal adults, this authorization form will expire when they become legal adults (unless the person taking part in the study has appointed a legal guardian to provide authorization). A new form will be required when the child becomes a legal adult. For a legal adult taking part in this study, this authorization (permission) expires at the end of the study.

I am the research participant, or I am legally authorized to act on behalf of the person taking part in the study.

I have read this information and have received a copy of the form.

  _____
Printed name of research participant

Signature of research participant or legal guardian

_____ Date 

Printed name of legal guardian

Describe how the person signing has authority to act on behalf of the research participant

¹ HIPAA is the Health Insurance Portability and Accountability Act of 1996, a federal law related to privacy of health information.

Thank you for completing your survey!

We are grateful for your participation and commitment.

Please use the postage-paid envelope to mail your survey back to the Long-Term Follow-Up Study.

Questions or comments?

We welcome your feedback or questions on any aspect of the new survey or the study. Use this space for any additional comments you might have.

You can also contact us anytime:

- Phone **1-800-775-2167**
- Email **LTFU@stjude.org**
- Online **lftu.stjude.org**

LTFU
Long-Term Follow-Up Study



Please! Do not mark below this line