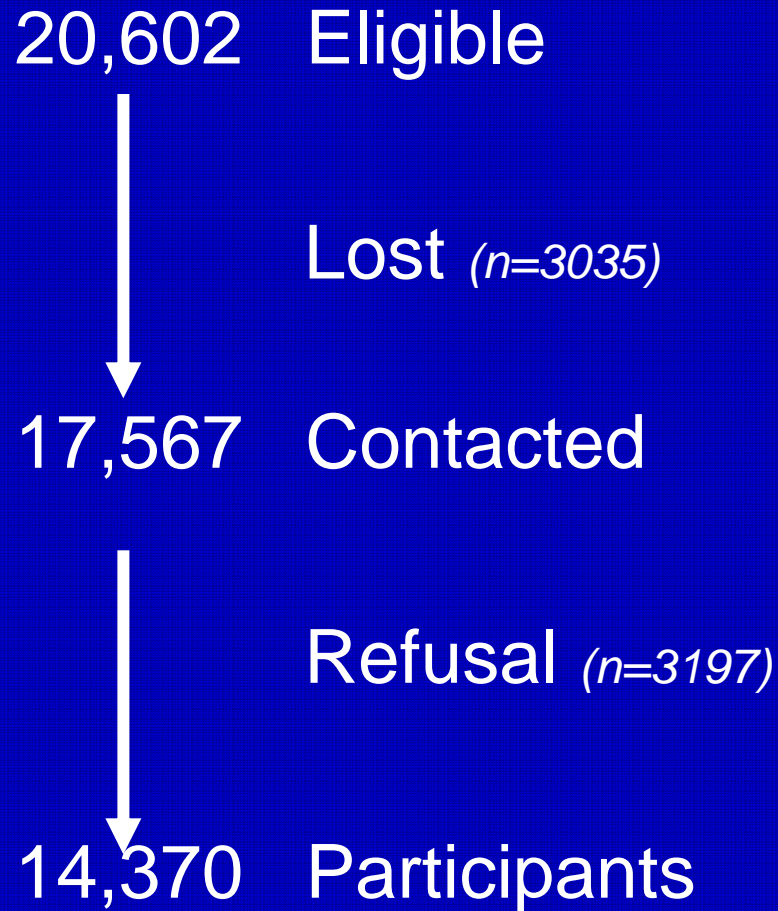


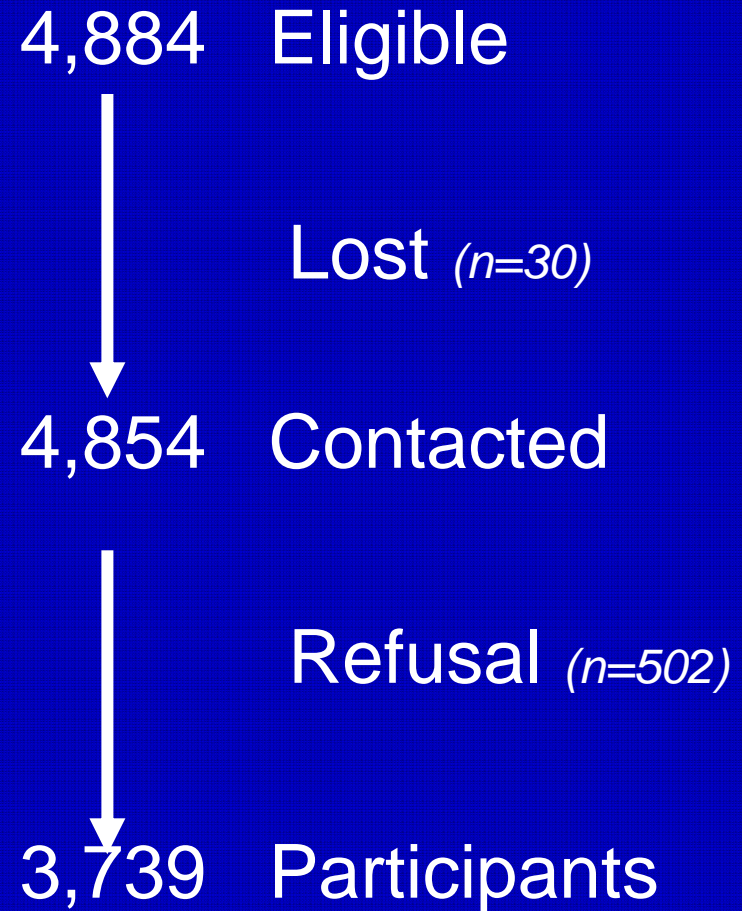
# CCSS COHORT

---

## Cases



## Siblings



# CCSS CURRENT COHORT

---

Baseline Questionnaire  
n= 14,370



Follow-up #1 Survey Sent  
n= 12,046


- Deceased at Baseline n= 1,121
- Deceased after Baseline n= 225
- Lost to Follow-Up n= 59
- Refused further Contact n= 216
- Required Tracing n= 703

# CCSS CURRENT COHORT

---

**Follow-up #1 Survey Sent**

**n= 12,046**



- Refused Further Contact** n= 479
- Declined Follow-up #1** n= 860
- Lost to Follow-up** n= 196
- Deceased or Temp. Unavailable** n= 123

**Follow-up #1 Questionnaire**

**Completed**

**n= 10,388**

# ***CCSS CURRENT COHORT***

---

**Follow-up #1 Questionnaire**

**Completed**

**n= 10,388**



**subtracted out newly deceased, LTFU, and refused further contact, and added back in declined FU1 and successful tracing subjects for net increase of n= 1,193**

**Follow-up #2 Survey Sent**

**n= 11,581**

# CCSS CURRENT COHORT

---

Follow-up #2 Survey Sent  
n= 11,581



Follow-up #2 Questionnaire  
Completed  
n= 9,310

## ***FOLLOWUP 2 QUESTIONNAIRE STATUS REPORT***

---

	<b>CASES</b>		<b>SIBLINGS</b>	
	<b>n</b>	<b>%</b>	<b>n</b>	<b>%</b>
<b>Number sent</b>	<b>11581</b>		<b>3585</b>	
<b>Number returned</b>	<b>9310</b>	<b>(80%)</b>	<b>2952</b>	<b>(82%)</b>
<b>Passive refusals</b>	<b>914</b>	<b>(8%)</b>	<b>102</b>	<b>(3%)</b>
<b>Active refusals</b>	<b>361</b>	<b>(3%)</b>	<b>85</b>	<b>(2%)</b>
<b>Refused further contact</b>	<b>466</b>	<b>(4%)</b>	<b>203</b>	<b>(6%)</b>
<b>Tracing</b>	<b>177</b>	<b>(2%)</b>	<b>0</b>	<b>(0%)</b>
<b>Lost since baseline/followup 2000</b>	<b>99</b>	<b>(1%)</b>	<b>18</b>	<b>(5%)</b>
<b>Other outcomes</b>	<b>121</b>	<b>(1%)</b>	<b>19</b>	<b>(5%)</b>

## ***FOLLOWUP 3 QUESTIONNAIRE STATUS REPORT***

---

	<b>May 2005</b>	<b>June 2005</b>	<b>July 2005</b>	<b>August-</b>
	<b>N (%)</b>	<b>N (%)</b>	<b>N (%)</b>	<b>N (%)</b>
<b>Sent</b>	<b>1040</b>	<b>823</b>	<b>1572</b>	<b>1218</b>
<b>Returned</b>	<b>845 (81)</b>	<b>712 (87)</b>	<b>783 (50)</b>	<b>106 (9)</b>
<b>Refusals</b>	<b>10 (1)</b>	<b>3 (0)</b>	<b>7 (0)</b>	<b>1 (0)</b>
<b>Died</b>	<b>4 (0)</b>	<b>11 (1)</b>	<b>9 (1)</b>	<b>1 (0)</b>
<b>LTFU</b>	<b>0 (0)</b>	<b>1 (0)</b>	<b>1 (0)</b>	<b>7 (0)</b>
<b>Pending</b>	<b>181 (18)</b>	<b>96 (12)</b>	<b>771 (49)</b>	<b>1103 (91)</b>

## ***FOLLOWUP 3 QUESTIONNAIRE STATUS REPORT***

---

	<b>CASES</b>	
	<b>n</b>	<b>%</b>
<b>Number sent</b>	<b>4760</b>	
<b>Number returned by mail</b>	<b>1668</b>	<b>(35%)</b>
<b>Number completed by interviewers</b>	<b>508</b>	<b>(11%)</b>
<b>Passive refusals</b>	<b>0</b>	<b>(0%)</b>
<b>Active refusals</b>	<b>4</b>	<b>(0%)</b>
<b>Refused further contact</b>	<b>9</b>	<b>(0%)</b>
<b>Pending</b>	<b>2549</b>	<b>(54%)</b>
<b>Tracing</b>	<b>0</b>	<b>(0%)</b>
<b>Lost since baseline/followup 2000</b>	<b>1</b>	<b>(0%)</b>
<b>Other outcomes</b>	<b>21</b>	<b>(0%)</b>
<b>Yet to mail out</b>	<b>6229</b>	

*\* Sendouts began in May, 2005 and will be completed by December, 2005*